

Scaled data based on original data using
LM-79-08 Approved Method: Electrical and Photometric Measurements of Solid-
State Lighting Products

Test Report Prepared for
Cooper Lighting Solutions
(formerly Eaton)

Brand: McGRAW-EDISON

Report Number: P940723

Luminaire Tested: **GALN-SB3D-935-U-T1**

Issue Date: 1/21/2025

Test Information

Test Method: LM-79-08
Report Number: P940723
TEST IS SCALED FROM IESNA LM-79-08 TEST DATA (G2-2405-108-2)
Test Lab: INNOVATION CENTER
Issue Date: 1/21/2025
Manufacturer: COOPER LIGHTING SOLUTIONS (FORMERLY EATON)
Product Line: MCGRAW-EDISON
Catalog Number: GALN-SB3D-935-U-T1
Description: GALLEON AREA AND ROADWAY HIGH DENSITY LED LUMINAIRE
(3) 90 CRI, 3500K, 900mA LIGHTSQUARES WITH 26 LEDS EACH AND TYPE I OPTICS
Light Source: -
Ballast/Driver: -

Summary

Lumens per Lamp: N/A
Luminaire Lumens: 21012 lumens
Efficiency: N/A
Efficacy: 96.3 lumens/watt
Luminous Opening: Rectangular (W 1' x L: 1' x H: 0')
IES Classification: Type I - Short
BUG Rating: B4 - U0 - G4

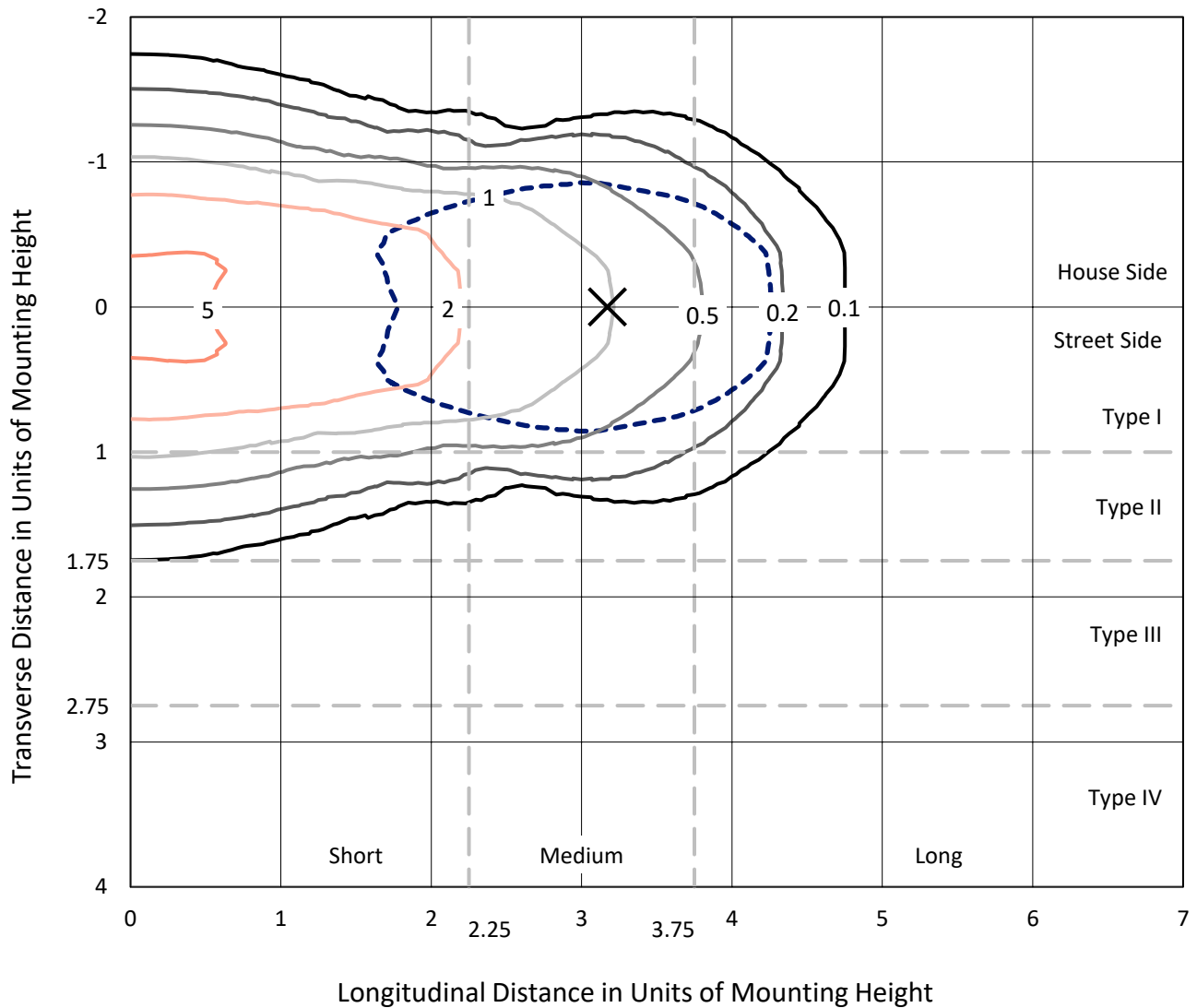
Input Watts (W): 218.1
Input Voltage (V): NR
Input Current (Ain): NR
Voltage Rise (V): NR
Power Factor: NR
Total Harmonic Distortion (THDi): NR
Frequency (hertz): 60
Stabilization Time: NR
Operation Time: NR
Ambient Temperature (°C): NR
Test Distance: 24 FT



REPORT NUMBER: P940723
 CATALOG NUMBER: GALN-SB3D-935-U-T1

Iso-Footcandle Lines of Horizontal Illumination

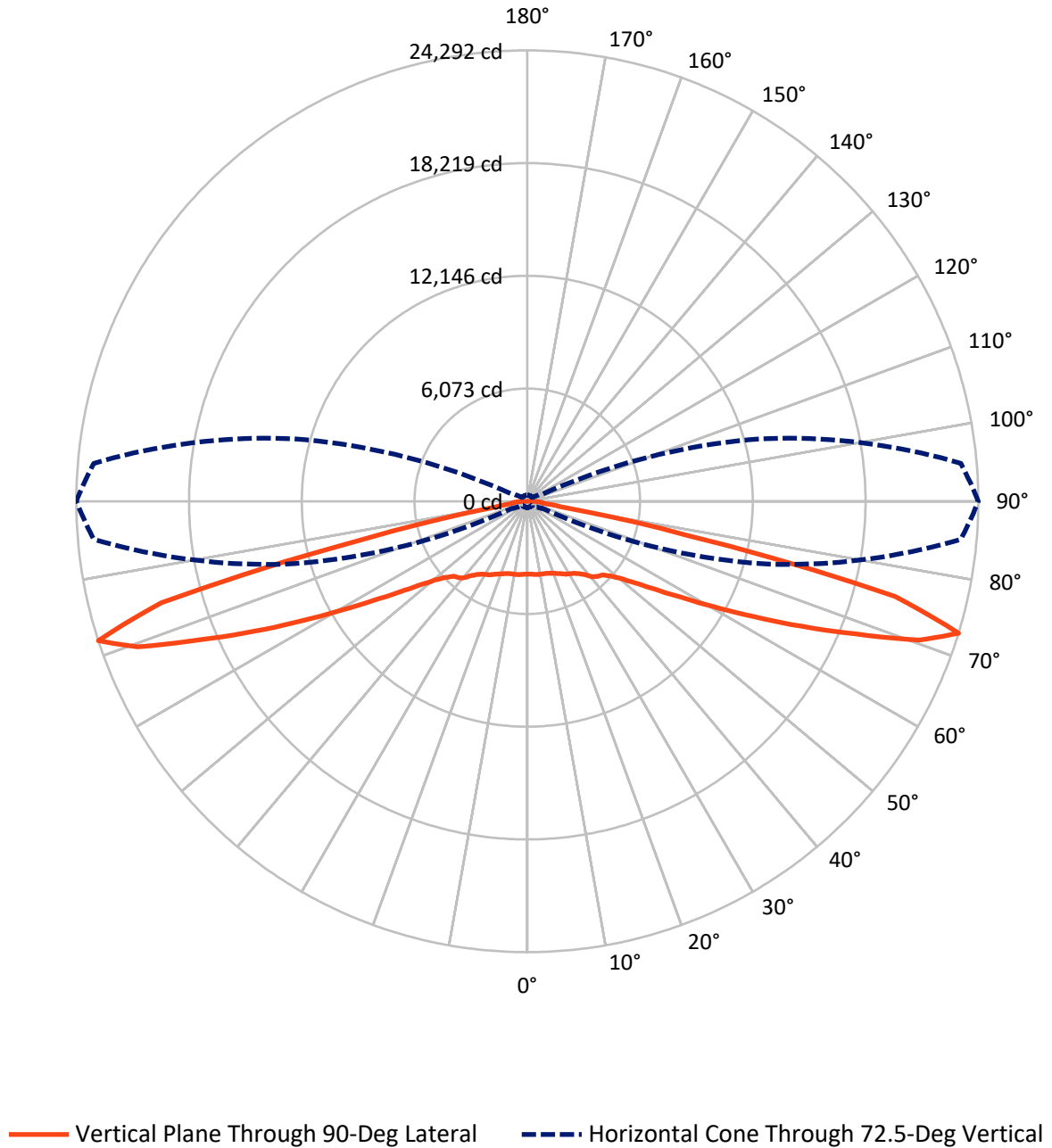
✕ Max cd
 - - - 1/2 Max cd



Based on 25 foot mounting height. Maximum calculated value = 6.3 fc
 Type I - Short - N/A

REPORT NUMBER: P940723
CATALOG NUMBER: GALN-SB3D-935-U-T1

Luminous Intensity Polar Plot



REPORT NUMBER: P940723

CATALOG NUMBER: GALN-SB3D-935-U-T1

FLUX DISTRIBUTION:

		Downward	Upward	Total
House Side	Lumens	10506.0	0.0	10506.0
	% Fixture	50.0	0.0	50.0
Street Side	Lumens	10506.0	0.0	10506.0
	% Fixture	50.0	0.0	50.0
Total	Lumens	21012.0	0.0	21012.0
	% Fixture	100.0	0.0	100.0

ZONAL LUMENS:

Zone	Lumens	% Fixture
0°-10°	380.7	1.8
10°-20°	1164.0	5.5
20°-30°	1940.9	9.2
30°-40°	2669.4	12.7
40°-50°	3260.0	15.5
50°-60°	3770.6	17.9
60°-70°	4495.8	21.4
70°-80°	3137.8	14.9
80°-90°	192.7	0.9
90°-100°	0.0	0.0
100°-110°	0.0	0.0
110°-120°	0.0	0.0
120°-130°	0.0	0.0
130°-140°	0.0	0.0
140°-150°	0.0	0.0
150°-160°	0.0	0.0
160°-170°	0.0	0.0
170°-180°	0.0	0.0
0°-90°	21012.0	100.0
0°-180°	21012.0	100.0

Coefficient of Utilization



REPORT NUMBER: P940723

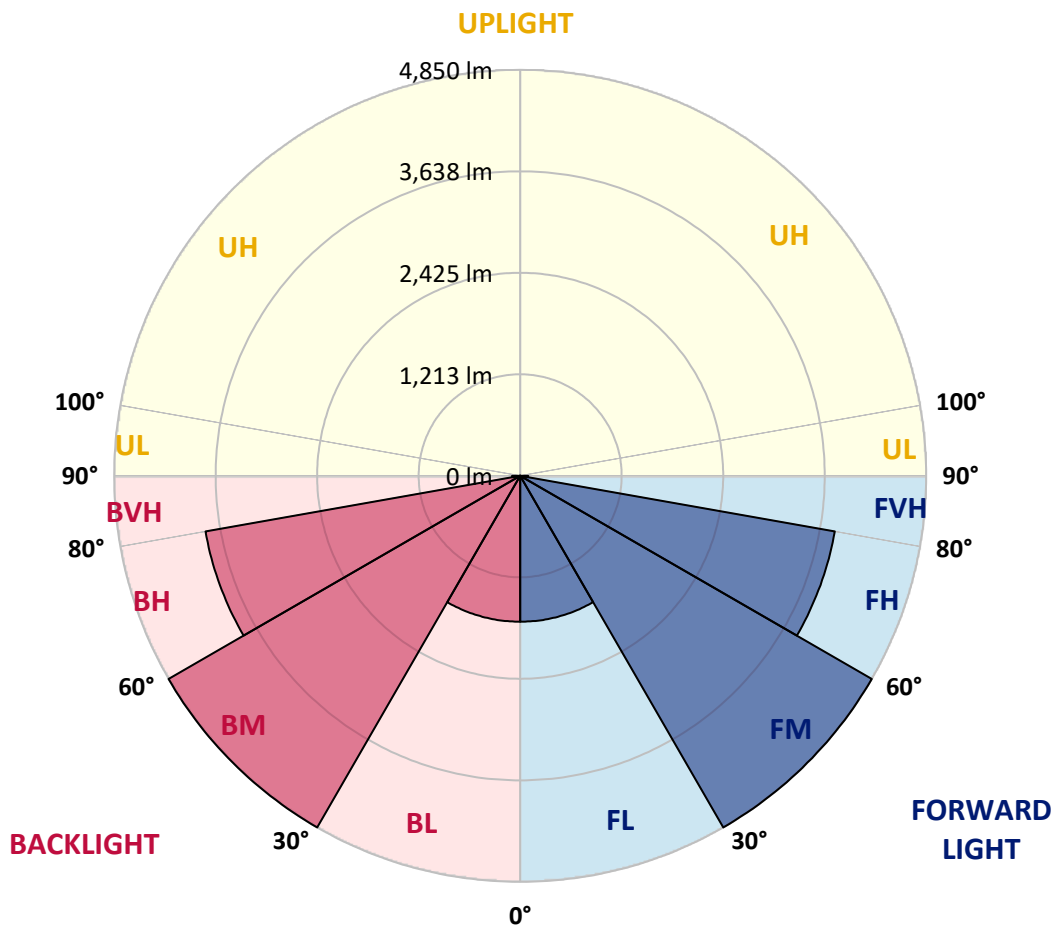
CATALOG NUMBER: GALN-SB3D-935-U-T1

LUMINAIRE CLASSIFICATION SYSTEM LUMEN TABLE AND BUG RATING:

Zone	Lumens	% Fixture	Zone Rating/Lumen Limit		
			B	U	G
FL (0°-30°)	1742.8	8.3			
FM (30°-60°)	4850.0	23.1			
FH (60°-80°)	3816.8	18.2			G2/5000
FVH (80°-90°)	96.4	0.5			G1/100
BL (0°-30°)	1742.8	8.3	B3/2500		
BM (30°-60°)	4850.0	23.1	B3/5000		
BH (60°-80°)	3816.8	18.2	B4/5000		G4/5000
BVH (80°-90°)	96.4	0.5			G1/100
UL (90°-100°)	0.0	0.0		U0/0	
UH (100°-180°)	0.0	0.0		U0/0	

BUG Rating: B4-U0-G4

Type I Short



REPORT NUMBER: P940723

CATALOG NUMBER: GALN-SB3D-935-U-T1

CANDELA DISTRIBUTION (FULL):

	0°	5°	15°	25°	35°	45°	55°	65°	75°	85°
0°	3926.3	3926.3	3926.3	3926.3	3926.3	3926.3	3926.3	3926.3	3926.3	3926.3
2.5°	3929.7	3934.1	3934.1	3930.8	3938.6	3931.9	3931.9	3928.5	3931.9	3928.5
5°	3949.8	3955.3	3957.6	3956.5	3966.5	3960.9	3960.9	3956.5	3957.6	3954.2
7.5°	3987.7	3995.5	4000.0	4005.6	4020.1	4013.4	4008.9	3995.5	3990.0	3981.0
10°	4000.0	4008.9	4023.5	4052.5	4086.0	4087.1	4073.7	4040.2	4014.5	3994.4
12.5°	3962.0	3974.3	4004.5	4063.7	4138.5	4168.6	4147.4	4091.6	4041.3	4005.6
15°	3914.0	3927.4	3973.2	4062.6	4173.1	4243.5	4241.2	4167.5	4087.1	4031.3
17.5°	3839.2	3852.6	3918.5	4043.6	4199.9	4316.0	4347.3	4271.4	4158.6	4083.8
20°	3704.1	3716.4	3807.9	3983.3	4208.8	4393.1	4474.6	4407.6	4266.9	4165.3
22.5°	3528.8	3547.8	3655.0	3879.4	4187.6	4473.5	4619.8	4574.0	4393.1	4252.4
25°	3341.2	3361.3	3486.3	3752.1	4132.9	4531.6	4791.8	4762.7	4536.0	4360.7
27.5°	3179.2	3200.5	3336.7	3625.9	4048.0	4553.9	4961.5	4976.0	4709.1	4480.2
30°	3051.9	3072.0	3217.2	3524.3	3938.6	4531.6	5110.0	5210.5	4885.6	4584.0
32.5°	2912.4	2938.0	3091.0	3400.3	3809.1	4478.0	5239.6	5464.0	5089.9	4695.7
35°	2735.9	2759.4	2920.2	3230.6	3639.3	4392.0	5347.9	5745.4	5382.5	4865.5
37.5°	2521.5	2543.8	2703.5	3018.4	3470.7	4271.4	5430.5	6062.6	5730.9	5110.0
40°	2306.0	2327.2	2476.8	2781.7	3268.6	4117.3	5459.5	6373.0	6130.7	5446.1
42.5°	2108.3	2127.3	2264.7	2548.3	3041.9	3920.7	5421.6	6643.2	6489.1	5680.6
45°	1926.3	1943.1	2064.8	2329.4	2806.3	3681.8	5307.7	6933.6	6915.7	5848.2
47.5°	1718.6	1735.4	1861.5	2117.3	2570.6	3401.5	5114.5	7219.5	7508.7	6227.8
50°	1465.1	1479.6	1609.2	1872.7	2326.1	3103.3	4846.5	7443.9	8256.9	6802.9
52.5°	1164.7	1180.4	1306.5	1570.1	2035.7	2782.8	4493.6	7590.2	9121.2	7642.7
55°	866.6	877.7	987.2	1223.9	1676.2	2417.7	4051.4	7631.5	10101.7	8790.7
57.5°	628.7	635.4	705.8	882.2	1270.8	1960.9	3514.3	7524.3	11268.6	10262.5
60°	509.2	511.4	532.7	610.8	883.3	1445.0	2865.4	7155.8	12534.9	12159.7
62.5°	462.3	462.3	467.9	489.1	597.4	953.7	2080.4	6392.0	13892.9	14557.3
65°	429.9	429.9	432.2	442.2	471.2	607.5	1313.2	5148.0	15037.5	17365.8
67.5°	400.9	402.0	400.9	404.2	421.0	448.9	761.6	3555.6	15653.9	20275.9
70°	370.7	373.0	367.4	367.4	380.8	381.9	476.8	1949.8	15142.4	22714.8
72.5°	335.0	338.4	329.4	327.2	337.2	332.8	358.5	935.8	13000.6	23442.9
75°	303.7	308.2	288.1	282.5	282.5	279.2	291.5	480.2	8437.8	19123.5
77.5°	275.8	284.8	252.4	234.5	230.0	220.0	237.9	293.7	3690.7	8978.3
80°	227.8	240.1	207.7	186.5	178.7	167.5	187.6	205.5	1097.7	2084.9
82.5°	169.7	175.3	147.4	132.9	126.2	118.4	140.7	142.9	357.3	738.1
85°	108.3	110.6	90.5	78.2	74.8	71.5	89.3	78.2	136.2	542.7
87.5°	38.0	43.6	34.6	31.3	33.5	27.9	41.3	23.5	38.0	383.0
90°	0.0	0.0	0.0	0.0	0.0	0.0	0.0	0.0	0.0	0.0

(END C

90°

3926.3
3928.5
3954.2
3981.0
3991.1
4000.0
4022.4
4071.5
4146.3
4226.7
4325.0
4442.2
4529.3
4626.5
4788.4
5007.3
5336.7
5539.9
5658.3
6009.0
6528.2
7304.3
8367.4
9729.8
11488.6
13658.3
16229.0
19048.7
22392.1
24291.6
20454.6
8791.8
1996.7
834.2
788.4
474.6
0.0

OF REPORT)